



GCL-M12/66H

Monocrystalline Module

640-675 W



675 W

Maximum Power Output

21.7%

Maximum Module Efficiency

0~+5W

Power Output Guarantee



Ideal choice for large scale ground installation



Selected encapsulating material and stringent production process control ensure the product is highly PID resistant and snail trails free



Non-destructive cutting, reduce potential micro crack risk



Sand blowing test, salt mist test and ammonia test passed to endure harsh environments



Optimized system performance due to module level current sorting

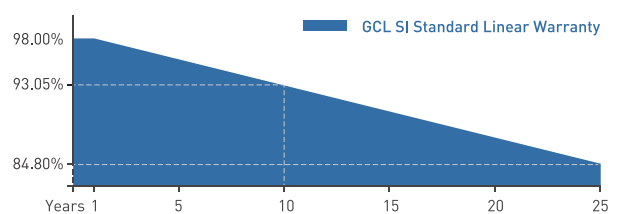


Large size silicon wafer module can reduce the cost of PV support bracket, combining manifolds, cable, land and so on, thus thinning the LCOE

GCL Delivers Reliable Performance Over Time

- World-class manufacturer of crystalline silicon photovoltaic modules
- Fully automatic facility and world-class technology
- Rigorous quality control to meet the highest standard: ISO 9001, ISO 14001 and ISO 45001
- Tested for harsh environments (salt mist, ammonia corrosion and sand blowing test: IEC 61701, IEC 62716, DIN EN 60068-2- 68)
- Long term reliability tests
- 2x100% EL inspection ensuring defect-free modules

Linear Performance Warranty



12 Years Product Warranty 25 Years Linear Power Warranty

* Please refer to GCL standard warranty for details

Additional Insurance Backed by Swiss RE



* Please refer to GCL for details

GCL-M12/66H

Monocrystalline Module

640-675 W

Electrical Specification (STC*)

	Pmax(Wp)	640	645	650	655	660	665	670	675
Maximum Power	Pmax(Wp)	640	645	650	655	660	665	670	675
Maximum Power Voltage	Vmp(V)	37.00	37.20	37.40	37.60	37.80	38.00	38.20	38.40
Maximum Power Current	Imp(A)	17.30	17.34	17.38	17.42	17.46	17.50	17.54	17.58
Open Circuit Voltage	Voc(V)	44.80	45.00	45.20	45.40	45.60	45.80	46.00	46.20
Short Circuit Current	Isc(A)	18.36	18.41	18.46	18.50	18.55	18.60	18.65	18.70
Module Efficiency	(%)	20.6	20.8	20.9	21.1	21.2	21.4	21.6	21.7
Power Output Tolerance	(W)	0~+5							

* Irradiance 1000W/m², Cell Temperature 25°C, Air Mass 1.5

Electrical Specification (NMOT*)

	Pmax(Wp)	483.4	488.0	491.8	495.6	499.4	503.1	506.9	510.7
Maximum Power	Pmax(Wp)	483.4	488.0	491.8	495.6	499.4	503.1	506.9	510.7
Maximum Power Voltage	Vmp (V)	34.46	34.70	34.89	35.08	35.26	35.45	35.64	35.82
Maximum Power Current	Imp (A)	14.03	14.06	14.09	14.13	14.16	14.19	14.22	14.26
Open Circuit Voltage	Voc(V)	42.20	42.39	42.58	42.77	42.96	43.14	43.33	43.52
Short Circuit Current	Isc (A)	14.80	14.84	14.88	14.92	14.96	15.00	15.04	15.08

* Irradiance 800W/m², Ambient Temperature 20°C, Wind Speed 1m/s

Mechanical Data

Number of Cells	132 Cells (6×22)
Dimensions of Module L*W*H (mm)	2384×1303×35mm (93.86×51.30×1.38 inches)
Weight (kg)	34.0 kg
Glass	High transparency solar glass 3.2mm (0.13 inches)
Backsheet	White
Frame	Silver, anodized aluminium alloy
J-Box	IP68 Rated
Cable	4.0mm ² (0.006 inches ²), Portrait: 280/280mm (11.02inches)
Number of diodes	3
Wind/ Snow Load	2400Pa/ 5400Pa*
Connector	MC Compatible

* For more details please check the installation manual of GCLSI

Temperature Ratings

Nominal Module Operating Temperature(NMOT)	43±2°C
Temperature Coefficient of Isc	+0.05%/°C
Temperature Coefficient of Voc	-0.28%/°C
Temperature Coefficient of P _{MAX}	-0.36%/°C

Maximum Ratings

Operational Temperature	-40~+85°C
Maximum System Voltage	1500V DC
Max Series Fuse Rating	30A

Optional

Connector: Original MC4

Packaging Configuration

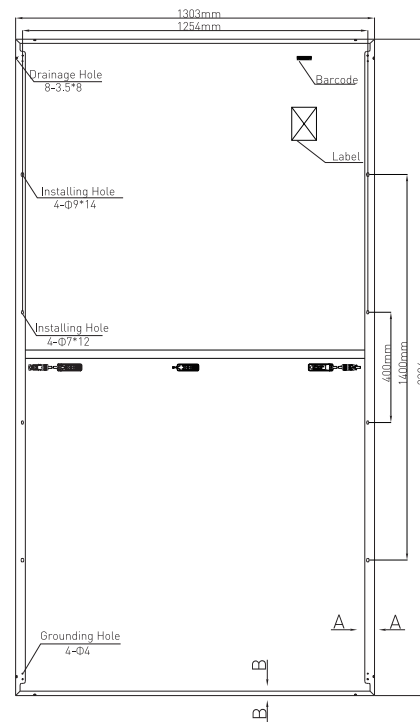
Module per box	31 pieces
Module per 40' container	527 pieces



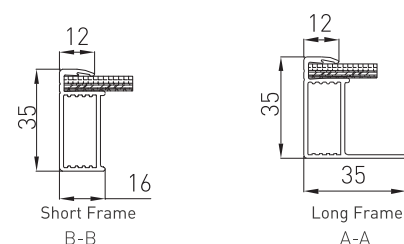
Contact Us for More Information

website: www.gclsi.com email: gclsales@gclsi.com

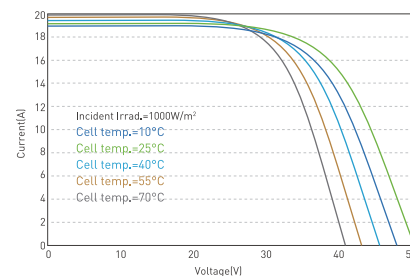
Module Dimension



Back View



I-V Curve at Different Temperature (675W)



I-V/P-V Curve at Different Irradiation (675W)

